

Year 7 Class 28 questions

Q1

Find the range for this set of scores.

87.1 87.1 87.2
87.15 86.9

Range = 0.3

Q2

Find the median of this set of scores.

3 5 9 10 15 17

9.5

Q3

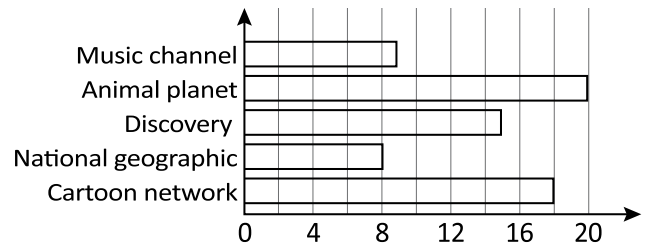
Find the mean. (Answer to 1 decimal place)

84 45 34 34 63 23
42 67 42 82 30

Mean = 49.6

Q4

Favourite TV channel of Year 7 students



How many students like the music channel?

9

Which TV channel is most popular?

Discovery Cartoon network

Animal planet Music channel

How many like either the National geographic channel or Music channel?

17

How many year 7 students are there?

70

How many more students like Discovery than Music?

6

Q5

60 students were asked their favourite shoe colour.



What fraction chose white? $\frac{1}{4}$

What percentage chose blue? %

How many chose green? 6

How many more students chose red than chose purple? 9

Q6

Find the range and mode for this set of scores.

(If there is no mode write N)

1.1 3.5 2.5 8.2

Mode = N

Range = 7.1

Q7

Find the range and mode for this set of scores.

(If there is no mode write N)

13.2 11.6 12.5 11.4 12.5
12.5 11.8 13.7 10.9 14.3

Mode = 12.5

Range = 3.4

Q8

These scores are arranged in ascending order.

A 12 16 17

If the mode of the scores is 12, find the value of A.

12

Q9

Find the median of this set of scores.

10 7 15 6 9 10

9.5

Q10

Find the median of this set of scores.

10 4 11 6 3 11 15

10

Q11

Lissie records the number of squats she is able to complete in a minute.

Her results for the last 10 training sessions are:

25 26 32 34 37 38 42 45 48 51

What is her mean number of squats?

Mean = 37.8

Q12

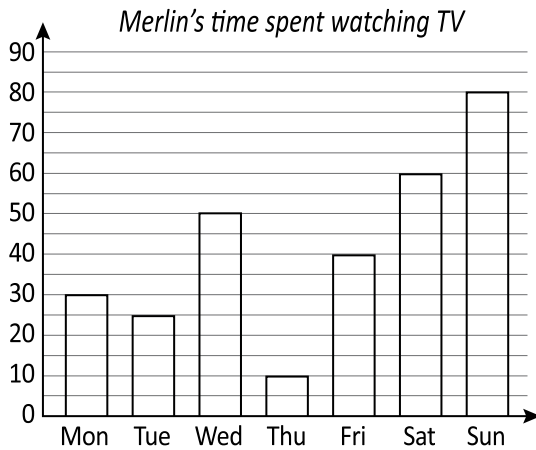
George records the number of aluminium cans he collects for recycling each week.

84 97 77 31 84 63 58 72 47 84

Find the mean number of cans collected each week. (Answer to 1 decimal place)

Mean = 69.7

Q13



How long did Merlin watch TV for on Thursday?

min **10**

On which day did she watch the most?

- Saturday Friday
 Sunday Monday

How many days did she watch TV for more than half an hour?

days **4**


How much longer did she watch TV for on Saturday than Monday?

min **30**

How long did she watch TV for over the whole week?

- 4 hrs 40 min 4 hrs 55 min
 5 hrs 15 min 4 hrs 35 min

Q14



How long did Seb read for on Tuesday?

mins **30**

On which day did he read the most?

- Tuesday Monday
 Friday Saturday

How many days did he read for less than half-an-hour?

2

How much longer did he read on Monday than on Friday?

mins **25**

How long did he read for over the whole week?

- 4 hrs 40 min 3 hrs 15 min
 4 hrs 25 min 3 hrs 40 min

Q15

Players on a mixed basketball team recorded the number of points they each scored in a season. The players scored 480 points in total.

Piper	Annie	Molly	Isaac	Ethan
-------	-------	-------	-------	-------

What fraction of points did Molly score? / **1/10**

What percentage of points did Isaac score?

% **25%**

How many points did Annie score?

72

Piper scored how many more points than Ethan?

96

Q24

Pete records the number of hours he practises the piano for each week for 4 weeks: He practises for 4, 5, 3 and 6 hours.

How long does he need to practise for in the 5th week to have a mean of 5 hours practise each week?

7

Q25

The mean height of 5 basketball players is 175cm.

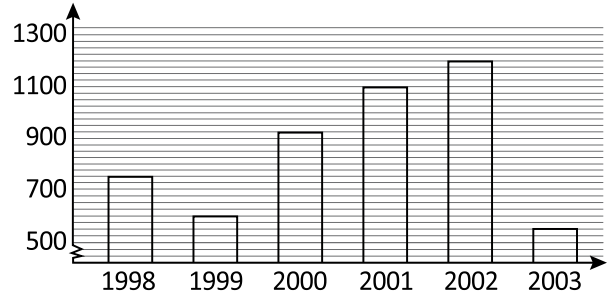
When a 6th player was added to the team, the mean height increased to 177 cm.

How tall was the 6th player?

187

Q26

Number of bicycles produced - 1998 to 2003



How many bicycles were produced in 2003?

550

Which year had the highest production?

2002 2001 1998 2003

How many bicycles were produced from 1999 to 2002?

3825

How many more bicycles were produced in 2002 than 1999?

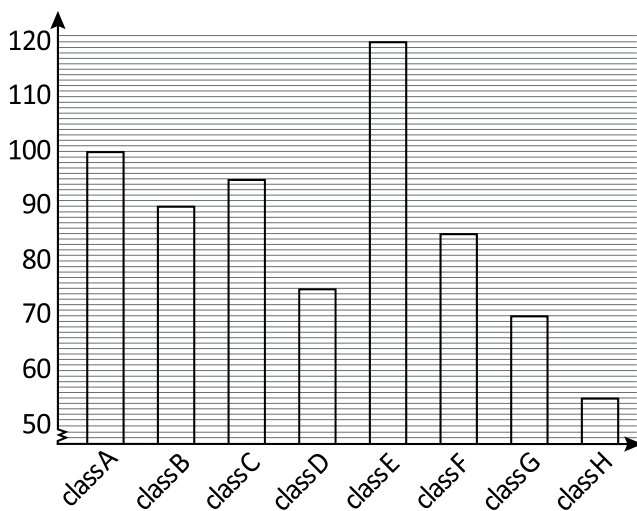
600

How many bicycles were produced from 1998 to 2003?

5125

Q27

Number of students in classes at a school



Find the number of students in class D.

75

Find the total number of students from class A to class H.

690

Which class has the least number of students?

- class F class H
 class C class E

How many more students are there in class E than class H?

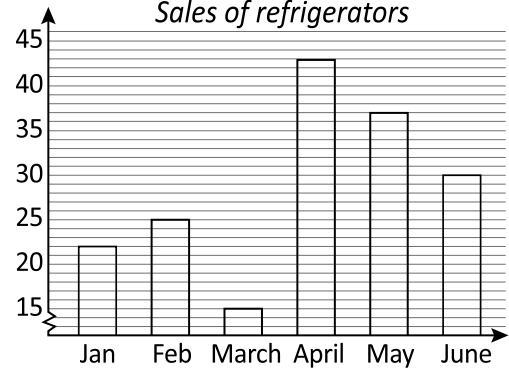
65

How many students are in classes A-C?

285

Q28

Sales of refrigerators



How many sales were made in May?

37

Which month had the lowest sales?

- March May
 June January

How many sales were made in the first two months of the year?

47

How many more sales were made in May than in March?

22

How many sales were made in total for the 6 months?

172

Q29

120 students were asked to vote for their favourite zoo animal.



What fraction chose monkeys?

$\frac{1}{4}$

What percentage chose lions?

% 10%

How many students chose penguins?

24

How many more chose elephants than chose giraffes?

18

Q30

150 students were asked to vote for their favourite zoo animal.



What fraction chose monkeys?

$\frac{2}{5}$

What percentage chose lions?

% **20%**

How many students chose penguins?

20

How many more chose elephants than chose giraffes?

10